

DC POWER JACKS SPECIFICATIONS

DIRECTORY  
目 录

RATING 额定值	.....	1
PERFORMANCE 性 能	.....	1
DURABILITY 耐久性	.....	2
DRAWING 图 纸	.....	5
PACKING 包 装	.....	6

					Design	Check	Approval	Title
					林海安	陈继光	唐康佑	DC-005
								Drawing no.
Mark	Date	Desin	Check	Appr				

# DC POWER JACKS SPECIFICATIONS

Page: 1/4

1. RATING (额定值): DC 25V 3A

2. ELECTRICAL CHARACTERISTICS (电气性能规格):

NO	ITEM	TEST CONDITIONS	PERFORMANCE
2.1	CONTACT RESISTANCE 接触电阻	1000Hz MEASURED AT SMALL CURRENT (100mA OR LESS)1000Hz 在微小电流 (100mA ) 以下测试。	50mΩ MAX 50 毫欧以下。
2.2	INSULATION RESISTANCE 绝缘电阻	APPLY A VOLTAGE OF 250V DC FOR 1 MIN. TO FOLLOWING PORTIONS AFTER WHICH MEASUREMENT SHALL BE MADE: (1) BETWEEN BODY AND CONDUCTOR (2) BETWEEN CONDUCTORS NOT TO BE CONTACT (3) BETWEEN CONDUCTORS NOT TO BE WHEN PLUG IS INSERTED. 输入: 250V DC 电压 1 分钟, 按以下接触方法测试: (1) 插座体与排脚之间 (2) 不接触的排脚之间 (3) 插头插入时不接触排脚之间	100MΩ MIN 100 兆欧以上。
2.3	DIELECTRIC STRENGTH 耐电压	AC 250V RMS(50-60Hz) FOR 1 MIN TRIP CURRENT: 0.5mA (1) BETWEEN BODY AND CONDUCTOR (2) BETWEEN CONDUCTORS NOT TO BE CONTACT (3) BETWEEN CONDUCTORS NOT TO BE WHEN PLUG IS INSERTED. 插入 AC 250V(50-60HZ)电压, 1 分钟感应电流 0.5mA , 按以下接触方法测试: (1) 插座体与排脚之间 (2) 不接触的排脚之间 (3) 插头插入时不接触排脚之间	WITHOUT DAMAGE TO PARTS ARCING OR BREAKDOWN ETC 没有绝缘破坏等异常

3. MECHANICAL CHARACTERISTICS (机械性能规格)

3.1	CONNECTION FORCE 插入力度	MEASUREMENT SHALL BE MADE AFTER CONNECTING AND DISCONNECTING USING STANDARD PLUG GAUGE 3 TIMES. 依据标准的 PLUG GAUGE 做出 3 次拨插后测定。	0.3~3.0Kg
-----	--------------------------	--	-----------

					Design	Check	Approval	Title
					林海安	陈继光	唐康佑	DC-005
								Drawing no.
Mark	Date	Desin	Check	Appr				

# DC POWER JACKS SPECIFICATIONS

Page: 2/4

NO	ITEM	TEST CONDITIONS	PERFORMANCE
3.1	DISCONNECON FORCE 拉出力度	MEASUREMENT SHALL BE MADE AFTER CONNECTING AND DISCONNECTING USING STANDARD PLUG GAUGE 3 TIMES. 依据标准的 PLUG GAUGE 做出 3 次拨插后测定。	0.3~3.0Kg
3.2	TERMINAL STRENGTH 端子强度	A STATIC LOAD OF 300gf SHALL BE APPLIED TO THE TERMINAL FOR 15 SEC. IN ANY DIRECTION. 排脚前端任意一个方向加 300gf 力度测,时间为 15 秒。	THERE SHALL BE NO DAMAGE TO THE TERMINAL SUCH AS CRACKS, LOOSENESS OA PLAY ELECTRICAL AND MECHANICAL CHARACTERISTICS SHALL BE SATISFIED 在排脚中没有裂开, 松动等异常。 满足于机械, 电器性能。
4 . DURABILITY (耐久性):			
NO	ITEM	TEST CONDITIONS	PERFORMANCE
4.1	SOLDERA- BILITY TEST 可焊性试验	THE TOP OF THE TERMINALS SHALL BE DIPPED 2mm IN THE SOLDER BATH OF 230±5℃ FOR 3±0.5 SECONDS. 端子顶部被浸入锡焊池中 2mm 深, 温 度为 230±5℃, 时间为 3±0.5 秒。	THE AREA OF SOLDERING. SHOULD BE OVER 75%. 焊接面积要有 75%以上。
4.2	RESISTANCE TO SOLDERING HEAT TEST 耐焊性试验	SOLDER BATH METHOD: SOLDER TEMPERATURE 245±5℃ IMMERSION TIME 3±0.5 SEC IMMERSION DEPTH UP TO THE SURFACE OF THE BOARD THICKNESS OF PRINTED WIRING BOARD 1.6mm DIMENSIONS OF COMPONENT HOLES IN THE PRINTED WIRING BOARD SHALLBEING ACCORDANCE WITH THOSE SPECIFIED IN THIS SPECIFICATION. 焊炉焊接的时间温度控制在 245±5℃, 过 炉时间 3±0.5 秒, 于 (基板) 厚度为 1.6mm	WITHOUT DEFORMATION OF CASE OR EXCESSTVE LOOSENESS OF TEMINALS ELEXTRICAL CHARACTERISTICS SHALL BE SATISFIED. 本体无变形、能满足于机械、电器 性能。

					Design	Check	Approval	Title
					林海安	陈继光	唐康佑	DC-005
								Drawing no.
Mark	Date	Desin	Check	Appr				

# DC POWER JACKS SPECIFICATIONS

Page: 3/4

NO	ITEM	TEST CONDITIONS	PERFORMANCE
4.3	LIFE TEST 寿命试验	WITHOUT LOAD: CONNECTION AND DISCONNECTION SHALL BE MADE WITH THE MATING PLUGS AND JACKS FOR 5,000 CYCLES AT A SPEED OF 15 TO 20 CYCLES/MIN. 无负荷: 将结合了的标准 plug (尽量要近于中心的) 在 1 分钟内以 15~20 的速度, 进行 5,000 次插入、拔出。	(1) CONTACT RESISTANCE SHALL BE 100mΩ MAX. (2) MECHANICAL AND ELECTRICAL CHARACTERISTICS SHALL BE SATISFIED. (1)接触电阻不能超于 100mΩ。 (2)其他、满足于机械、电器性能。
4.4	HEAT TEST 耐热试验	THE JACK SHALL BE STORED AT A TEMPERATURE OF 60±5℃ FOR 96 HOURS AND THEN IT SHALL BE SUBJECTED TO THE CONTROLLED RECOVERY CONDITIONS FOR 1 HOUR AFTER WHICH MEASUREMENT SHALL BE MADE. 放置在温度 60±5℃中测试 96 小时后, 再放置正常室温中 1 小时来测定。	THERE SHALL BE NO DAMAGE ON APPEARANCE. MECHANICAL AND ELECTRICAL CHARACTERISTICS SHALL BE SATISFIED. 外观无异常、满足于机械、电器性能。
4.5	COLD TEST 耐冷试验	THE JACK SHALL BE STORED AT A TEMPERATURE OF -10±5℃ FOR 96 HOURS. AND THEN IT SHALL BE SUBJECTED TO THE CONTROLLED RECOVERY CONDITIONS FOR 1 HOUR AFTER WHICH MEASUREMENT SHALL BE MADE. 放置在温度 -10±5℃中 96 小时后, 再放置常温常湿中 1 小时来测定。	THERE SHALL BE NO DAMACE ON APPEARANCE. MECEANICAL AND ELECTRICAL CHARACTERISTICS SHALL BE STISFIED. 外观无异常, 满足于机械, 电器性能。
4.6	HIJMIDITY TEST 潮湿试验	THE JACK SHALL BE STORED AT A TEMPERATURE OF 40±2℃ AND A HUMIDITY OF 90% TO 96% FOR 96 Hr THEN THE JACK SHALL BE MAINTAINED AT STANDARD ATMOSPHERIC CONDITION FOR 1 Hr FOR OTHER PROCEDURES. 放置 40±2℃, 的相对温度为 90~96%Hr 环境中 96 小时后, 再将样板放在正常环境 1 小时后进行测试。	THERE SHALL BE NO DAMACE ON APPEARANCE. MECEANICAL AND ELECTRICAL CHARACTERISTICS SHALL BE STISFIED. 外观无异常, 满足于机械, 电器性能。

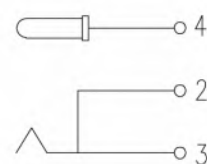
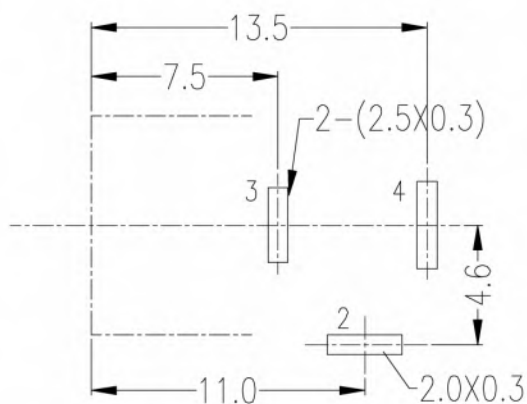
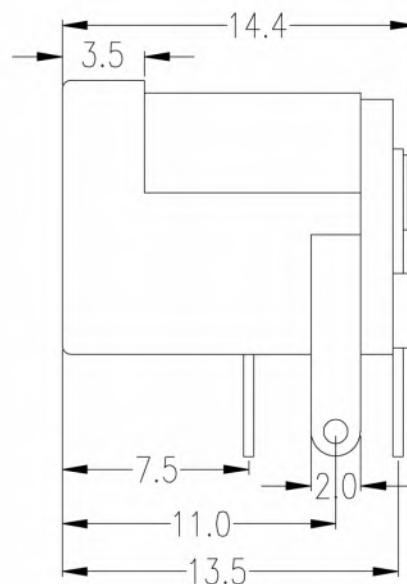
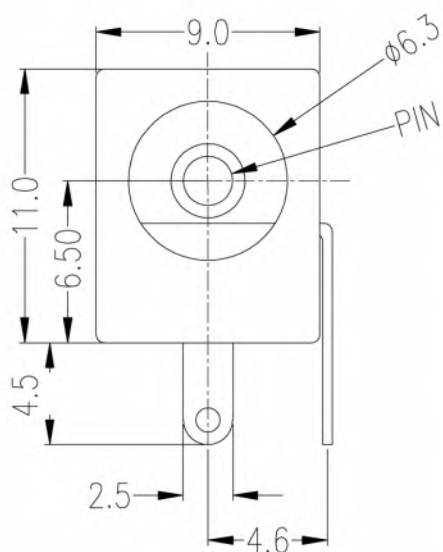
					Design	Check	Approval	Title
					林海安	陈继光	唐康佑	DC-005
								Drawing no.
Mark	Date	Desin	Check	Appr				

# DC POWER JACKS SPECIFICATIONS

Page: 4/4

NO	ITEM	TEST CONDITIONS	PERFORMANCE
4.7	STANDARD ATMOSPHEIC CONDIITIONS 测试标准状态	UNLESS OTHERWISE SPECIFIED THE STANDARD RANGE OF ATMOSPHERIC CONDITIONS FOR MAKING MEASUREMENTS AND TESTS ARE AE FOLLOWS: (1) AMBIENT TEMPERATURE : 5℃ TO 35℃ (2) RELATIVE HUMIDITY : 45% TO 85% (3) AIR PRESURE : 86Kpa TO 106Kpa 在没有指定的情况下测试温度、湿度、气压如下: (1) 温度为 5℃~ 35℃ (2) 湿度为 45%~ 85% (3) 气压为 85Kpa~ 105Kpa	
4.8	PRACTICAL TEMPERATURE RANGE 使用温度范围	-10℃~+60℃ 在-10℃~+60℃温度内使用	

					Design	Check	Approval	Title
					林海安	陈继光	唐康佑	DC-005
								Drawing no.
Mark	Date	Desin	Check	Appr				



NOTES:

- 1、Rated Load: DC 30V 1.0A
- 2、Temperature: -30~70° C
- 3、Withstand Voltage: AC500V (50Hz)/mi
- 4、Operationg Force: 3-20N
- 5、Contact Resistance: <0.3
- 6、Life: 5,000 Cycles Min Ω
- 7、Insulation Resistance: >100M

PIN	φ2.0	φ2.35	φ2.5
APPD			

更改标记	数量	更改单号	签 名	日期
设 计				
借(通)用件登记	审 核			
日 期	工 艺			
	标 准 化			
	批 准			

电源插座  
DC-005



等级标记	重 量	比 例
A	B	
第 张	共 张	
深圳市鸿壹部品电子有限公司		